

The benefits of statins in people without established cardiovascular disease but with cardiovascular risk factors: meta-analysis of randomised controlled trials

J J Brugts, doctor,¹ T Yetgin, doctor,¹ S E Hoeks, epidemiologist,¹ A M Gotto, professor, doctor,² J Shepherd, professor, doctor,³ R G J Westendorp, professor, doctor,⁴ A J M de Craen, epidemiologist,⁴ R H Knopp, professor, doctor,⁵ H Nakamura, professor, doctor,⁶ P Ridker, professor, doctor,⁷ R van Domburg, epidemiologist,¹ J W Deckers, doctor¹

¹Department of Cardiology, Erasmus MC Thoraxcenter, 3015 GD, Rotterdam, Netherlands

²Weill Medical College of Cornell University, NY, USA

³University of Glasgow, Scotland

⁴Department of Gerontology and Geriatrics, Leiden University Medical Center, Netherlands

⁵Department of Medicine and Northwest Lipid Research Clinic, WA, USA

⁶Mitsukoshi Health and Welfare Foundation, Tokyo, Japan

⁷Brigham and Women's Hospital, Boston, MA, USA

Correspondence to: J J Brugts
j.brugts@erasmusmc.nl

Cite this as: *BMJ* 2009;338:b2376
doi:10.1136/bmj.b2376

ABSTRACT

Objectives To investigate whether statins reduce all cause mortality and major coronary and cerebrovascular events in people without established cardiovascular disease but with cardiovascular risk factors, and whether these effects are similar in men and women, in young and older (>65 years) people, and in people with diabetes mellitus.

Design Meta-analysis of randomised trials.

Data sources Cochrane controlled trials register, Embase, and Medline.

Data abstraction Two independent investigators identified studies on the clinical effects of statins compared with a placebo or control group and with follow-up of at least one year, at least 80% or more participants without established cardiovascular disease, and outcome data on mortality and major cardiovascular disease events. Heterogeneity was assessed using the Q and I² statistics. Publication bias was assessed by visual examination of funnel plots and the Egger regression test. **Results** 10 trials enrolled a total of 70 388 people, of whom 23 681 (34%) were women and 16 078 (23%) had diabetes mellitus. Mean follow-up was 4.1 years. Treatment with statins significantly reduced the risk of all cause mortality (odds ratio 0.88, 95% confidence interval 0.81 to 0.96), major coronary events (0.70, 0.61 to 0.81), and major cerebrovascular events (0.81, 0.71 to 0.93). No evidence of an increased risk of cancer was observed. There was no significant heterogeneity of the treatment effect in clinical subgroups.

Conclusion In patients without established cardiovascular disease but with cardiovascular risk factors, statin use was associated with significantly improved survival and large reductions in the risk of major cardiovascular events.

INTRODUCTION

Cardiovascular disease is the leading cause of death and disability in the Western world and contributes substantially to healthcare budgets.¹ Several clinical trials and meta-analyses have shown the beneficial effects of lipid lowering treatment using

hydroxymethyl glutaryl coenzyme A reductase inhibitors (statins) in reducing mortality and cardiovascular morbidity in patients with established cardiovascular disease.²⁻⁶ Statins therefore have a place in the secondary prevention of cardiovascular disease.⁷⁻¹⁰

The use of statins in patients without established cardiovascular disease (that is, primary prevention) and at relatively low risk has important public health implications. To date research has provided ambiguous answers. In addition, the reliability of treatment in older people (>65 years), women, and those with diabetes mellitus is uncertain, mainly because of a lack of data or inconsistent findings within these clinically defined groups.^{11 12} Most meta-analyses have been carried out on published tabular data and failed to provide consistent answers on treatment effect in these subgroups.^{13 14}

We carried out a meta-analysis of randomised trials that focused on primary prevention to determine whether statins reduce all cause mortality and the incidence of major coronary and cerebrovascular events in people without established cardiovascular disease but with cardiovascular risk factors. We also assessed whether these effects differed by sex, age, and the presence of diabetes.

METHODS

We followed the quality of reporting of meta-analysis guidelines.¹⁵ We searched the Cochrane Central Register of Controlled Trials, Medline (1990-November 2008), Embase (1980-November 2008), DARE, and the ACP Journal Club for randomised clinical trials that compared statins with a control group in people without established cardiovascular disease but with cardiovascular risk factors. We identified relevant studies using the MeSH terms “HMG-CoA reductase inhibitor”, “atorvastatin”, “simvastatin”, “pravastatin”, “fluvastatin”, “rosuvastatin”, or “lovastatin”, and “cardiovascular disease”, “coronary heart disease”, “cerebrovascular disease”, or “myocardial infarction”,

and “cholesterol”, “LDL” [low density lipoprotein], “HDL” [high density lipoprotein], or “triglycerides”, and primary prevention restricted to randomised controlled trials or meta-analyses. In addition we examined the reference lists and related links of retrieved articles in PubMed to detect studies potentially eligible for inclusion.

Study selection

We included studies if they were randomised trials of statins compared with controls (placebo, active control, or usual care), had a mean follow-up of at least one year, reported on mortality or cardiovascular disease events as primary outcomes, and included at least 80% of people without established cardiovascular disease or reported data separately on a sole primary prevention group and provided specific numbers for patients and events in that group. Eight studies were excluded that primarily investigated statin related non-clinical and intermediate surrogate end points such as changes in the thickness of the carotid intima media and lipid levels that collectively contributed fewer than 50 clinical events.¹⁶⁻²³ We also excluded one study in patients with renal transplants because of the specific nature of that population,²⁴ and three studies with design problems, fewer than 20 events overall, and insufficient follow-up.²⁵⁻²⁷ Our study therefore focused on people without established cardiovascular disease but with cardiovascular risk factors.

Validity assessment

Our search identified 1230 studies, of which 10 fulfilled our inclusion criteria.^{w1-w10} Figure 1 summarises the results of the search. We evaluated suitable trials for concealment of treatment allocation, performance of the analysis according to the intention to treat principle, and completeness of follow-up. The Jadad scale was used to score study quality (range 0-5, higher scores indicating better quality).²⁸ Study quality was sufficient (≥ 4) for all included randomised clinical trials.

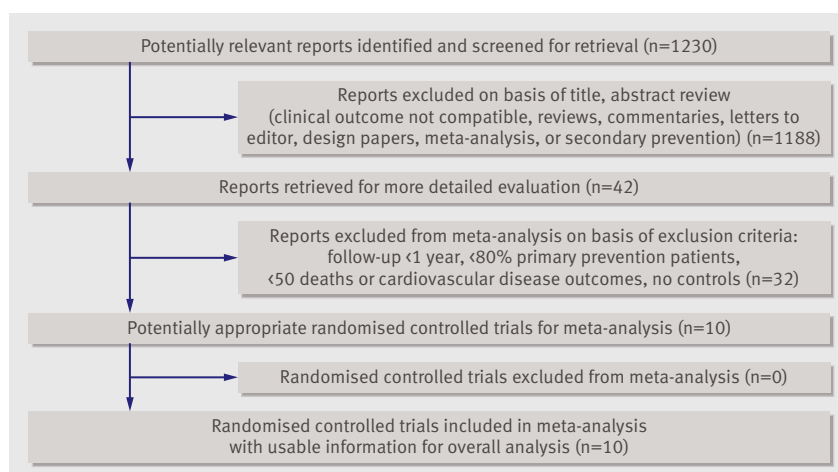


Fig 1 | Flow of article selection in trial

Data abstraction

From each study two investigators separately extracted information on trial characteristics, patient data, outcome measures, and study quality using a standardised protocol and reporting document. Disagreements were resolved by consensus.

Subgroup analysis

We searched the papers for data on clinically defined subgroups. The Antihypertensive and Lipid-Lowering Treatment to Prevent Heart Attack Trial (ALLHAT)^{w7} presented data on our prespecified subgroups. The other studies did not publish results stratified by age (<65 or >65 years), sex, or diabetes. To obtain data for these stratified groups we sent an electronic sheet with data fields to the principal investigators of these studies, requesting the number of events and number of patients in the treatment and placebo groups. We obtained data on subgroups for five trials.^{w1-w3 w6 w8} Subgroup analyses were therefore done in six studies.^{w1-w3 w6 w7} Not all end points were recorded in these studies.

End points

The primary end point of our meta-analysis was all cause mortality. Secondary end points were the composite of major coronary events defined as death from coronary heart disease and non-fatal myocardial infarction, and the composite of major cerebrovascular events defined as fatal and non-fatal stroke. We also assessed death from coronary heart disease, non-fatal myocardial infarction, revascularisations (percutaneous coronary intervention or coronary artery bypass graft), and cancer (fatal and non-fatal). The clinical outcomes evaluated in the subgroup analysis (data should be reported in two or more studies) were all cause mortality, major coronary events, major cerebrovascular events, and cancer.

Quantitative data synthesis

For each trial we calculated the summary odds ratios and 95% confidence intervals for the clinical outcomes. We pooled studies using both fixed effect and random effects models.²⁹ A random effects model makes the assumption that individual studies are estimating different treatment effects. Our conclusions were drawn from the results of the random effects model. We were unable to exclude a small proportion of secondary prevention patients from the West of Scotland Coronary Prevention Study (1069/6595; WOSCOPS),^{w9} ALLHAT (1470/10355),^{w7} and the Anglo-Scandinavian Cardiac Outcomes Trial lipid lowering arm (1906/10305; ASCOT-LLA),^{w10} and these therefore constitute about 6% of our study population (4445/70388).^{30w7 w9} In a separate analysis we verified whether our results remained consistent after exclusion of these studies. We also investigated whether our results differed when we used the original study results from ASCOT without extended follow-up.^{30w10}

We assessed the results for heterogeneity in the main analysis and subgroup analysis by examining the forest plots and then calculating a Q statistic, which we compared with a χ^2 distribution, and the I^2 index.³¹ The Q test indicates the statistical significance of the

homogeneity hypothesis and the I^2 index measures the extent of the heterogeneity. We considered the results for heterogeneity to be significant at $P < 0.10$ (two sided). Publication bias was assessed for the main end points by visually examining for funnel plot

Table 1 | Characteristics of included trials

Characteristic	WOSCOPS 1995 ^{w9}	AFCAPS/ TexCAPS 1998 ^{w8}	PROSPER* 2002 ^{w6}	ALLHAT-LLT 2002 ^{w7}	ASCOT-LLA 2003 ^{w10}	HPS* 2003 ^{w5}	CARDS 2004 ^{w4}	ASPEN* 2006 ^{w3}	MEGA 2006 ^{w2}	JUPITER 2008 ^{w1}
Target population	Men with hypercholesterolaemia (no history of myocardial infarction)	People with average or below average cholesterol levels (without atherosclerotic cardiovascular disease)	Elderly people with cardiovascular risk factors	People with hypertension, moderate hypercholesterolaemia, and at least one coronary heart disease risk factor	People with hypertension, average or lower cholesterol levels, and at least three other risk factors	People with diabetes	People with diabetes and low density lipoprotein cholesterol (no history of cardiovascular disease)	People with diabetes and low density lipoprotein cholesterol levels below guideline targets	People with hypercholesterolaemia and no history of coronary heart disease or stroke	People without vascular disease, low density lipoprotein cholesterol < 130 mg/dl, and high sensitivity C reactive protein > 2.0 mg/l
Design	Randomised double blind placebo controlled trial	Randomised double blind placebo controlled trial	Randomised double blind placebo controlled trial	Randomised controlled trial (control=usual care)	Randomised double blind placebo controlled trial	Randomised double blind placebo controlled trial	Randomised double blind placebo controlled trial	Randomised double blind placebo controlled trial	Randomised double blind placebo controlled trial (control=diet)	Randomised double blind placebo controlled trial
No of participants (statin/control)	6595 (3302/3293)	6605 (3304/3301)	3239 (1585/1654)	10355 (5170/5185)	10305 (5168/5137)	2912 (1455/1457)	2838 (1428/1410)	1905 (959/946)	7832 (3866/3966)	17802 (8901/8901)
Mean follow-up (years)	4.9	5.2	3.2	4.8	5.5†	4.8	3.9†	4.0†	5.3	1.9†
Drug	Pravastatin	Lovastatin	Pravastatin	Pravastatin	Atorvastatin	Simvastatin	Atorvastatin	Atorvastatin	Pravastatin	Rosuvastatin
Dose (mg/day)	40	20-40	40	20-40	10	40	10	10	10 20	20
Mean age (range) (years)	55.3 (45-64)	58 (45-73)	75 (70-82)	66.4 (51-81)	63.1 (40-79)	NA (40-80)	61.5 (40-75)	60.5 (40-75)	58.3 (40-70)	66† (60-71)
Women (%)	0	15	58‡	49	18.9	NA	32	38	68.4	37.9
With diabetes (%)	1	3.8	12.2‡	34.4	24.3	100	100	100	21	0
Current smoker (%)	44	13	33.4‡	23.3	33.2	NA	22	12	21	16
Hypertension (%)	16	22	71.6‡	89.9	80.3	NA	84	52	42	0
Mean body mass index	26	26.8	27‡	29.9	28.6	NA	28.7	28.9	23.8	28.4†
Mean systolic blood pressure (mm Hg)	136	138	156.6‡	145	164.2	NA	144	133	132	134†
Mean diastolic blood pressure (mm Hg)	84	78	85.2‡	84	95	NA	83	77.1	78.4	80†
Baseline lipid levels (mmol/l) (% change):										
Total cholesterol	7.0 (-20.0)	5.7 (-19.3)	5.7 (NA)	5.9 (-9.6)	5.5 (-18.2)	NA	5.4 (-21.8)	5.0 (-19.8)	6.3 (-11.0)	4.8 (NA)
Low density lipoprotein cholesterol	5.0 (-26.0)	3.9 (-26.5)	3.8 (NA)	3.8 (-16.7)	3.4 (-27.6)	NA	3.0 (-33.9)	3.0 (-30.5)	4.0 (-18.0)	2.8 (NA)
High density lipoprotein cholesterol	1.1 (5.0)	1.0 (4.8)	1.3 (NA)	1.2 (0.9)	1.3 (1.5)	NA	1.4 (4.0)	1.2 (1.9)	1.5 (5.0)	1.3 (NA)
Triglycerides	1.8 (-12.0)	1.7 (-12.7)	1.5 (NA)	1.7 (0.0)	1.7 (-12.6)	NA	2.0 (-15.9)	1.6 (-4.7)	1.4 (-7.0)	1.3 (NA)

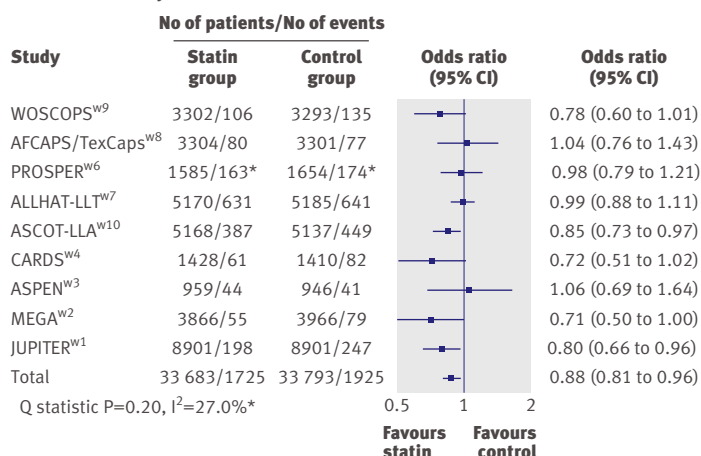
NA=not available; WOSCOPS=West of Scotland Coronary Prevention Study; AFCAPS/TexCAPS=Air Force/Texas Coronary Atherosclerosis Prevention Study; PROSPER=Prospective Study of Pravastatin in the Elderly at Risk; ALLHAT-LLT=Antihypertensive and Lipid-Lowering Treatment to Prevent Heart Attack Trial; ASCOT-LLA=Anglo-Scandinavian Cardiac Outcomes Trial—Lipid Lowering Arm; HPS=Heart Protection Study (diabetic subgroup publication); CARDS=Collaborative Atorvastatin Diabetes Study; ASPEN=Atorvastatin Study for Prevention of Coronary Heart Disease Endpoints in Non-Insulin-Dependent Diabetes Mellitus; MEGA=Management of Elevated Cholesterol in the Primary Prevention Group of Adult Japanese; JUPITER=Justification for the Use of Statins in Prevention: an Intervention Trial Evaluating Rosuvastatin.

*Primary prevention subgroup data used.

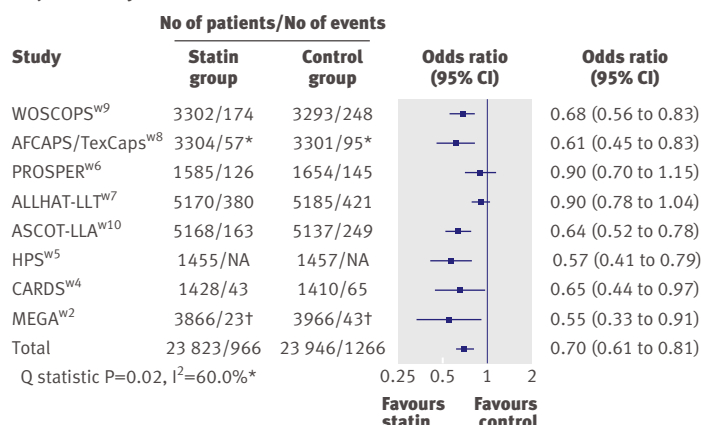
†Median; in ASCOT-LLA data were from extended observations trial.^{w10}

‡Data from baseline characteristics publication of PROSPER.³³

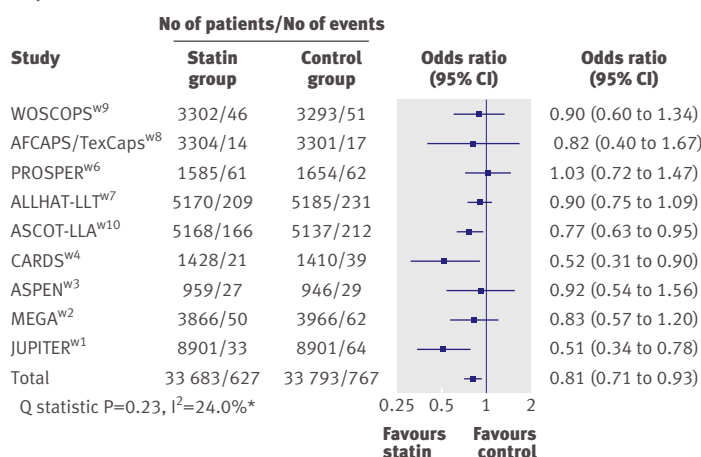
All cause mortality



Major coronary events



Major cerebrovascular events



Cancer

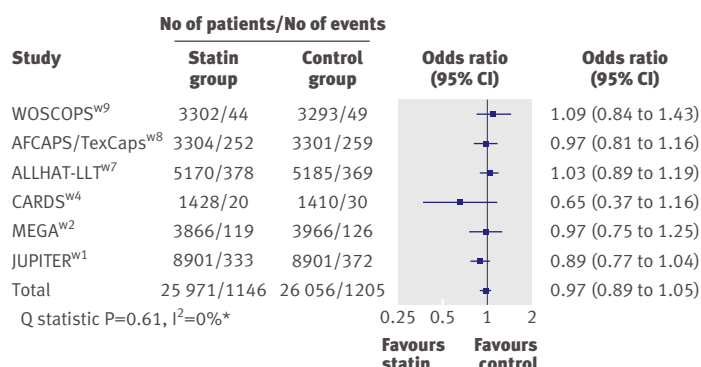


Fig 2 | Odds ratios (95% confidence intervals) for all cause mortality, major coronary events, major cerebrovascular events, and incidence of cancer. (Mortality risk based on mean follow-up of 4.1 years, with data from nine trials, and 67 476 patients free of cardiovascular disease (no data available from HPS diabetic arm^{w5}). Risk of coronary events based on mean follow-up of 4.9 years, with data from eight trials, and 50 681 patients free of cardiovascular disease (no data available from ASPEN^{w3} and JUPITER^{w1}). Risk of cerebrovascular events based on mean follow-up of 4.1 years, with data from nine trials, and 67 476 patients free of cardiovascular disease (no data available from HPS diabetic arm). Risk of cancer based on mean follow-up of 3.9 years, with data from six trials, and 52 027 patients free of cardiovascular disease (no data available from HPS, ASCOT,^{w10} PROSPER,^{w6} and ASPEN). See footnote to table 1 for full titles of studies. *Measures of heterogeneity

asymmetry and quantified by using the Egger regression test to calculate two tailed P values.³²

RESULTS

Table 1 shows the characteristics of the 10 included studies.^{w1-w10} In total, 70 388 participants were randomised, of whom 35 138 were allocated to statin therapy and 35 250 to control. The number of participants in the trials ranged from 1905 to 17 802. The mean age was 63 years (range 55.3 to 75.0), and the mean follow-up was 4.1 years (range 1.9 to 5.3). Thirty four per cent of participants were women and 23% had diabetes. The mean baseline low density lipoprotein cholesterol level was 3.63 mmol/l. The mean reduction in levels of total cholesterol was 17.1%, low density lipoprotein cholesterol was 25.6%, and triglyceride was 9.3%. High density lipoprotein cholesterol increased by a mean 3.3%.

Mortality, coronary events, and cerebrovascular events

During a mean follow-up of 4.1 years 5.7% (1925/33 793) of participants died in the control group compared with 5.1% (1725/33 683) in the statin group. Statin therapy was therefore associated with a 12% risk reduction in all cause mortality compared with the control (odds ratio 0.88, 95% confidence interval 0.81 to 0.96; fig 2 and table 2). The annual rate for all cause mortality with placebo in our study was 1.4% (fig 2). Overall, 5.4% (1266/23 946) of participants in the control group had a major coronary event compared with 4.1% (966/23 823) in the statin group, a 30% risk reduction (odds ratio 0.70, 95% confidence interval 0.61 to 0.81). The annual rate for major coronary events with placebo in our study was 1.1% (fig 2). Overall, 2.3% (767/33 793) of participants in the control group had a major cerebrovascular event compared with 1.9% (627/33 683) in the statin group, a 19% risk reduction

(0.81, 0.71 to 0.93). The annual rate for major cerebrovascular events with placebo in our study was 0.6% (fig 2). The annual rate for coronary heart disease mortality with placebo in our study was 0.3%, for non-fatal myocardial infarction it was 0.6%, for revascularisation it was 0.6%, and for incidence of cancer it was 1.2%. The association between statin therapy and risk of cancer was not significant (0.97, 0.89 to 1.05; fig 2 and table 2). Table 2 also shows the summary odds ratios for other end points.

The outcome of the analyses was not influenced by removal of the three trials that enrolled 4445 patients (6%) with a previous cardiovascular event (all cause mortality odds ratio 0.87, 95% confidence interval 0.78 to 0.97). Also, using only the first reported data from ASCOT-LLA instead of the extended follow-up data that were published later did not influence the result of the analyses (0.88, 0.81 to 0.97).^{w10} When the only study (Justification for the Use of Statins in Prevention: an Intervention Trial Evaluating Rosuvastatin; JUPITER)^{w1} that found a significant effect on mortality was removed from the analysis, the reduction in mortality in the other nine trials remained significant (0.89, 0.81 to 0.97).

No funnel plot asymmetry was visualised for the main end points, and P values using the Egger regression test were greater than 0.10 for all the major end points (all cause mortality: intercept -0.8, 95% confidence interval -3.1 to 1.5; P value 0.42).

Subgroup analyses

No heterogeneity in treatment effect was observed for end points in men and women and for age (≤ 65 and >65 years) or diabetic status (fig 3).

DISCUSSION

The current meta-analysis totalled 70 388 participants without established cardiovascular disease but with cardiovascular risk factors who were randomised to statin therapy or control. Statin therapy was associated with a significant risk reduction in all cause mortality of 12%, in major coronary events of 30%, and in major cerebrovascular events of 19%. Moreover, statin use was not associated with an increased risk of cancer. These results are in line with those previously published on the effects of statins in secondary prevention.^{5,6}

Our meta-analysis differs from earlier analyses in several ways.^{13,14} We were able to include several recently published studies targeted at primary prevention that enrolled a large number of women and people with diabetes.^{w1-w3} For example, the Management of Elevated Cholesterol in the Primary Prevention Group of Adult Japanese trial (MEGA)^{w2} comprised a large number of women (68%, 5356/7832), and we were able to obtain subgroup data. Additionally, the Atorvastatin Study for Prevention of Coronary Heart Disease Endpoints in Non-Insulin-Dependent Diabetes Mellitus study (ASPEN)^{w3} was carried out in a large group of people with type 2 diabetes (n=1905) who did not have established cardiovascular disease. We also included data from the recently published JUPITER trial,^{w1} totalling 17 802 participants with no apparent vascular disease, low density lipoprotein cholesterol levels less than 3.4 mmol/L, and increased levels of high sensitivity C reactive protein (>2.0 mg/L).^{w1} As our study is based on such large numbers, this meta-analysis, including the subgroups, has significant statistical power. Previously, only the JUPITER trial showed improved survival associated with

Table 2 | Treatment effects of statin therapy. Values are odds ratios (95% confidence intervals)

Source	All cause mortality	Major coronary events	Major cerebrovascular events	Coronary heart disease mortality	Non-fatal myocardial infarction	Revascularisations	Fatal or non-fatal cancer
WOSCOPS ^{w9}	0.78 (0.60 to 1.01)	0.68 (0.56 to 0.83)	0.90 (0.60 to 1.34)	0.73 (0.48 to 1.11)	0.69 (0.55 to 0.85)	0.63 (0.44 to 0.90)	1.09 (0.84 to 1.43)
AFCAPS/TexCAPS ^{w8}	1.04 (0.76 to 1.43)	0.61 (0.45 to 0.83)	0.82 (0.40 to 1.67)*	0.73 (0.34 to 1.60)	NR	0.69 (0.55 to 0.86)	0.97 (0.81 to 1.16)
PROSPER ^{w6}	0.98 (0.79 to 1.21)*	0.90 (0.70 to 1.15)	1.03 (0.72 to 1.47)	NR	NR	0.82 (0.54 to 1.25)*	NR†
ALLHAT-LLT ^{w7}	0.99 (0.88 to 1.11)	0.90 (0.78 to 1.04)	0.90 (0.75 to 1.09)	0.99 (0.79 to 1.24)	NR	NR	1.03 (0.89 to 1.19)
ASCOT-LLA ^{w10}	0.85 (0.73 to 0.97)	0.64 (0.52 to 0.78)	0.77 (0.63 to 0.95)	NR	NR	NR	NR
HPS ^{w5}	NR	0.57 (0.41 to 0.79)*	NR	NR	NR	NR	NR
CARDS ^{w4}	0.72 (0.51 to 1.02)	0.65 (0.44 to 0.97)	0.52 (0.31 to 0.90)	0.74 (0.40 to 1.36)	0.59 (0.36 to 0.98)	0.69 (0.41 to 1.17)	0.65 (0.37 to 1.16)
ASPEN ^{w3}	1.06 (0.69 to 1.64)	NR	0.92 (0.54 to 1.56)	NR	NR	0.92 (0.60 to 1.40)	NR
MEGA ^{w2}	0.71 (0.50 to 1.00)	0.55 (0.33 to 0.91)	0.83 (0.57 to 1.20)	0.55 (0.22 to 1.38)	0.55 (0.30 to 1.00)	0.60 (0.40 to 0.90)	0.97 (0.75 to 1.25)
JUPITER ^{w1}	0.80 (0.66 to 0.96)	NR	0.51 (0.34 to 0.78)	NR	0.35 (0.22 to 0.58)	0.54 (0.40 to 0.72)	0.89 (0.77 to 1.04)
All trials fixed effects model	0.90 (0.84 to 0.96)	0.74 (0.68 to 0.81)	0.82 (0.74 to 0.91)	0.88 (0.73 to 1.05)	0.61 (0.52 to 0.73)	0.67 (0.59 to 0.76)	0.97 (0.89 to 1.05)
All trials random effects model	0.88 (0.81 to 0.96)	0.70 (0.61 to 0.81)	0.81 (0.71 to 0.93)	0.88 (0.73 to 1.05)	0.56 (0.41 to 0.76)	0.67 (0.59 to 0.76)	0.97 (0.89 to 1.05)
Heterogeneity:							
Q statistic	0.20	0.02‡	0.23	0.49	0.11	0.48	0.61
I ² index	Low (27%)	Moderate (60%)	Low (24%)	Low (0%)	Moderate (50%)	Low (0%)	Low (0%)

NR=not reported. See footnote to table 1 for full titles of studies.

*Data from Thavendiranathan et al.¹⁴ Fixed effect and random effect models in meta-analysis gave almost identical results, making important statistical heterogeneity unlikely.

†No data in primary prevention group (n=3239).^{w6}

‡Significant heterogeneity; however, a positive trend of statin therapy is observed in all trials, only of different magnitude (no neutral or negative trials).

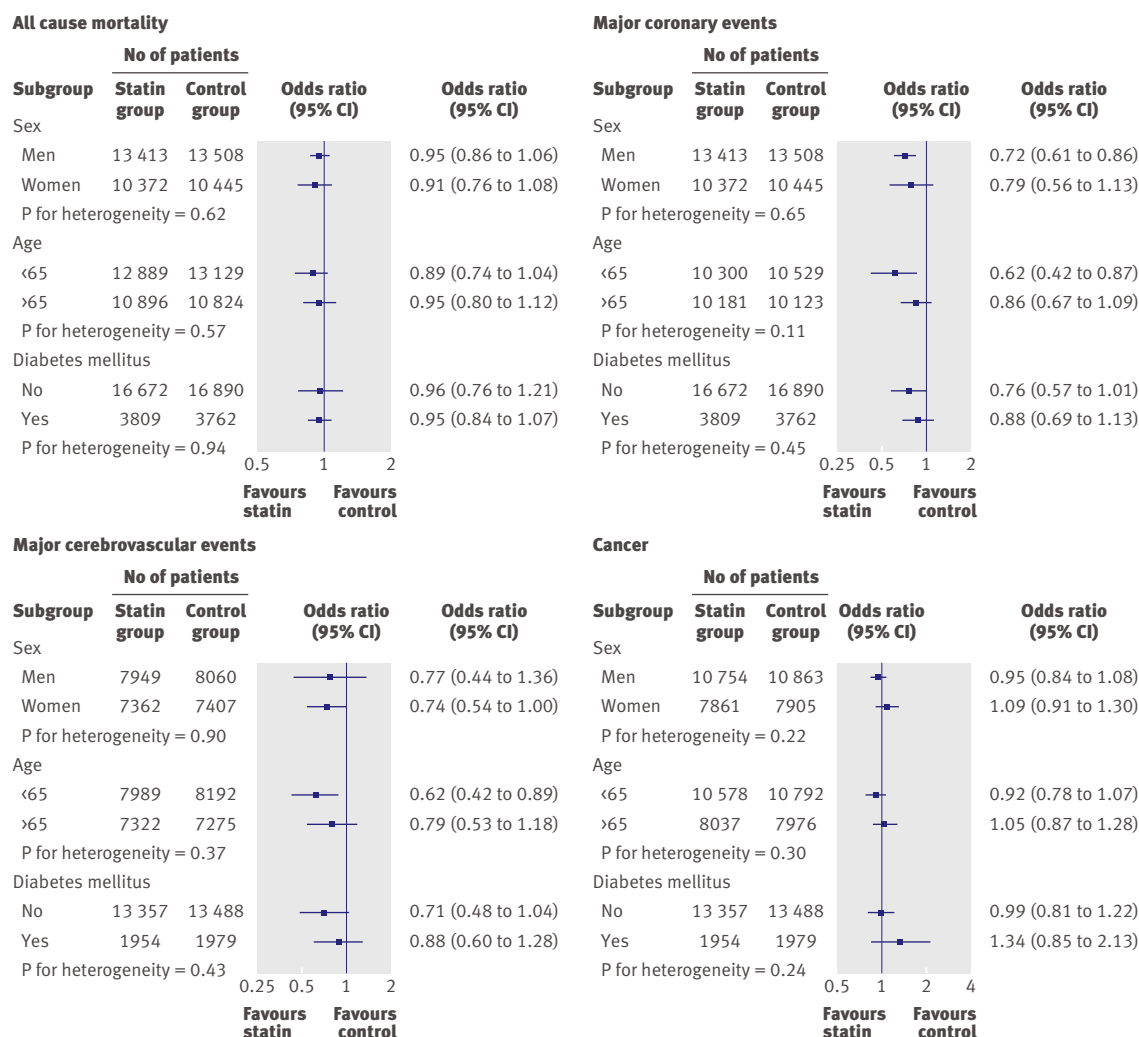


Fig 3 | Odds ratios (95% confidence intervals) for clinically defined subgroups of sex, age, and diabetes for end points of all cause mortality, major coronary events, major cerebrovascular events, and cancer. Subgroup data are obtained from AFCAPS,^{w8} PROSPER,^{w6} ASPEN,^{w3} MEGA,^{w2} and JUPITER^{w1}, and for mortality and coronary events from ALLHAT-LLT.^{w7} We had complete mortality data from all six trials for sex; for age, no data from PROSPER on age<65; for diabetes, no data from ASPEN and AFCAPS on participants without diabetes, and no data from AFCAPS and JUPITER on participants with diabetes. For cardiovascular events, studies included in subgroup analysis were same as for mortality, except no data from AFCAPS for age groups. For cerebrovascular disease, no data from AFCAPS and ALLHAT for all subgroups; also no data from PROSPER on age <65, from ASPEN for participants without diabetes, and from JUPITER for participants with diabetes. For cancer no subgroup data were obtained from ALLHAT; also no data for age <65 from PROSPER, for participants without diabetes from AFCAPS and ASPEN, and for participants with diabetes from JUPITER and AFCAPS. See footnote to table 1 for full titles of studies

statin use in high risk participants, but it is clear from the current analysis that a mortality benefit is a shared characteristic of long term statin use in people without previous cardiovascular disease. The currently observed benefit, a 12% risk reduction in mortality, may even be an underestimation of the true effect because subsequent death after a morbid cardiovascular event was not always considered in individual trials.

The numbers and duration of follow-up of our study allow for relatively strong inferences on risk of cancer with long term statin use. We found no evidence for an increased risk of cancer, fatal or non-fatal. One of the trials (Prospective Study of Pravastatin in the Elderly at

Risk; PROSPER)^{w6} did report an increased risk of cancer with use of statins among men and women older than 70. Although our results show that statins do not seem to increase the risk of cancer, longer follow-up would be helpful to determine whether new cancer events could occur with time. This is especially critical when statins are used in primary prevention. Follow-up of patients in WOSCOPS for 10 years did not show higher rates of malignancies.^{34,35} Concerns might remain about the higher risk of cancer in elderly patients (70-82 years) as in PROSPER,^{w6} and further follow-up studies in such patients are required. Although this meta-analysis cannot fully remove that uncertainty, it confirms that the risk of cancer is not

WHAT IS ALREADY KNOWN ON THIS TOPIC

Statins are effective in patients with established cardiovascular disease (secondary prevention) but whether the benefits apply to primary prevention is unknown

Research has provided ambiguous answers on statin use in people at relatively lower risk

Furthermore, the efficacy of statins in subgroups of people aged more than 65, women, and those with diabetes mellitus is debated

WHAT THIS STUDY ADDS

Statins improve survival and reduce the risk of major cardiovascular and cerebrovascular events in people without established cardiovascular disease

No significant differences in treatment effect of statins were observed in clinically defined groups for age, sex, and diabetes status

People at increased risk for cardiovascular disease should not be denied the relative benefits of long term statin use

increased in middle aged patients. Tolerance to statins is also important to tackle in primary prevention. Side effects such as an increase in creatine kinase levels and myopathy have been reported relatively frequently, but rhabdomyolysis and hepatotoxicity are rare.⁵

Lastly, by contacting principal investigators of each trial we were able to obtain data on clinically defined subgroups. This allowed us to draw meaningful inferences on treatment effects in large numbers of women, older people, and people with diabetes. Although there is little reason to suspect different treatment effects between such groups from a pathophysiological standpoint, it is reassuring that no significant treatment heterogeneity was found between the sexes, in elderly and young people, and between people with and without diabetes.

Limitations of the study

Some limitations of our study need to be mentioned. Firstly, we included three trials in the analyses that had recruited a small proportion of patients (about 6%) with clinical cardiovascular disease.^{30w7 w9} Exclusion of these trials did not affect the outcome of our analyses. Secondly, the dose and type of statin differed between included trials. Depending on the statin and the dose, some treatment regimens may be more effective in lowering lipid levels. However, according to guidelines from the Adult Treatment Panel III, the statins included in our meta-analysis at their respective doses have similar clinical efficacy.⁸ Thirdly, the included trials represented participants with a clinically heterogeneous level of risk (although statistical heterogeneity was low). The benefit observed in the pooled estimate of treatment effect could be of different magnitude depending on the level of risk. However, exclusion of the studies with a small proportion of patients at higher risk did not influence the outcome of the analysis because our subgroup analysis indicated no heterogeneity in clinically defined groups such as elderly participants or those with diabetes mellitus who are at relatively higher risk. Such a risk dependent effect seems unlikely.

Clinical implications

Our meta-analysis shows that the relative risk reduction from long term statin use in a primary care setting is comparable to that observed in secondary prevention. Our findings confirm the results of JUPITER^{w1} regarding the beneficial effect of statins on survival across a broader range of patients (n=70 388) at different levels of risk, and show that there is no significant difference in treatment benefit across a range of clinically defined groups (men and women, elderly people, and those with diabetes). Although our study population comprised participants without established cardiovascular disease, the pooled risk was high. The overall annual mortality was in the range of 1.4%, and fatal as well as non-fatal cardiac and cerebrovascular events occurred at an annual rate of about 1.1% and 0.6%, respectively. This is not too different from the event rates reported in trials of patients at relatively low risk in secondary prevention—for example, the European trial on reduction of cardiac events with perindopril in stable coronary artery disease and the Prevention of Events with Angiotensin-Converting Enzyme inhibition trial (PEACE).^{36,37} Statin based secondary prevention is considered mandatory in participants in PEACE. Still, the absolute overall treatment benefit observed in the current study population would certainly be less than 1%, and significant numbers of participants would need to be treated to prevent one event. From the currently pooled data it is not possible to exactly define one group of people who would benefit most from long term statin use. From current risk scoring systems, as well from current data, it is obvious that older men (>65 years) with risk factors, or older women with diabetes and risk factors, constitute the highest risk group. In view of the large treatment effects described here, it is likely that a considerable number of such people would benefit from long term statin use at reasonable costs. The correct identification of such people remains a challenge and, in addition to the assessment on the future cardiovascular risk based on standard cardiovascular risk factors, auxiliary diagnostic or prognostic assessments to improve risk prediction could be useful to identify these men and women more accurately. Given the favourable effects of long term statin treatment it would be wrong to deny these benefits to people at increased risk for cardiovascular disease.

Contributors: All authors contributed to data collection and writing the manuscript. RvD and JWD are guarantors.

Funding: None.

Competing interests: AMG is a consultant for Genentech, Kowa, Martek, Merck, and Merck/Schering-Plough, and serves on the board of directors for Aegerion and Arisaph. He is a member of DuPont's health advisory board and serves on the data safety monitoring board for Novartis. JS carried out consultancy work and receives support for research from Bristol-Myers Squibb. RG/JW receives support for research from Bristol-Myers Squibb. HN has received travel grants and speaking honorariums from Sankyo. RHK has received research fees and speaking honorariums from Pfizer. PR has received research grant support from the National Heart Lung and Blood Institute, the National Cancer Institute, the Donald W Reynolds Foundation, the Leducq Foundation, Astra-Zeneca, Novartis, Merck, Abbott, Roche, and Sanofi-Aventis; consulting fees and lecture fees from Astra-Zeneca, Novartis, Merck-Schering Plough, Sanofi-

Aventis, ISIS, and Vascular Biogenics; and is listed as a co-inventor on patents held by the Brigham and Women's Hospital that relate to the use of inflammatory biomarkers in cardiovascular disease. These patents have been licensed to Siemens and Astra-Zeneca.

Ethical approval: Not required.

- 1 American Heart Association. Heart disease and stroke statistics—2008 update. 2008. www.americanheart.org/downloadable/heart/1200082005246HS_Stats%202008.final.pdf.
- 2 Strippoli GF, Navaneethan SD, Johnson DW, Perkovic V, Pellegrini F, Nicolucci A, et al. Effects of statins in patients with chronic kidney disease: meta-analysis and meta-regression of randomised controlled trials. *BMJ* 2008;336:645-51.
- 3 Wei L, Ebrahim S, Bartlett C, Davey PD, Sullivan FM, MacDonald TM. Statin use in the secondary prevention of coronary heart disease in primary care: cohort study and comparison of inclusion and outcome with patients in randomised trials. *BMJ* 2005;330:821.
- 4 Law MR, Wald NJ, Rudnicka AR. Quantifying effect of statins on low density lipoprotein cholesterol, ischaemic heart disease, and stroke: systematic review and meta-analysis. *BMJ* 2003;326:1423.
- 5 Baigent C, Keech A, Kearney PM, Blackwell L, Buck G, Pollicino C, et al. Efficacy and safety of cholesterol-lowering treatment: prospective meta-analysis of data from 90,056 participants in 14 randomised trials of statins. *Lancet* 2005;366:1267-78.
- 6 Randomised trial of cholesterol lowering in 4444 patients with coronary heart disease: the Scandinavian Simvastatin Survival Study (4S). *Lancet* 1994;344:1383-9.
- 7 Executive Summary of the third report of the National Cholesterol Education Program (NCEP) Expert Panel on detection, evaluation, and treatment of high blood cholesterol in adults (Adult Treatment Panel III). *JAMA* 2001;285:2486-97.
- 8 Third report of the National Cholesterol Education Program (NCEP) Expert Panel on detection, evaluation, and treatment of high blood cholesterol in adults (Adult Treatment Panel III) final report. *Circulation* 2002;106:3143-421.
- 9 Graham I, Atar D, Borch-Johnsen K, Boysen G, Burell G, Cifkova R, et al. European guidelines on cardiovascular disease prevention in clinical practice: executive summary. *Eur Heart J* 2007;28:2375-414.
- 10 Grundy SM, Cleeman JJ, Merz CN, Brewer HB Jr, Clark LT, Hunninghake DB, et al. Implications of recent clinical trials for the National Cholesterol Education Program Adult Treatment Panel III guidelines. *Circulation* 2004;110:227-39.
- 11 Abramson J, Wright JM. Are lipid-lowering guidelines evidence-based? *Lancet* 2007;369:168-9.
- 12 Walsh JM, Pignone M. Drug treatment of hyperlipidemia in women. *JAMA* 2004;291:2243-52.
- 13 Mills EJ, Rachlis B, Wu P, Devereaux PJ, Arora P, Perri D. Primary prevention of cardiovascular mortality and events with statin treatments: a network meta-analysis involving more than 65,000 patients. *J Am Coll Cardiol* 2008;52:1769-81.
- 14 Thavandiranathan P, Bagai A, Brookhart MA, Choudhry NK. Primary prevention of cardiovascular diseases with statin therapy: a meta-analysis of randomized controlled trials. *Arch Intern Med* 2006;166:2307-13.
- 15 Moher D, Cook DJ, Eastwood S, Olkin I, Rennie D, Stroup DF. Improving the quality of reports of meta-analyses of randomised controlled trials: the QUOROM statement. Quality of reporting of meta-analyses. *Lancet* 1999;354:1896-900.
- 16 Anderssen SA, Hjelstuen AK, Hjermann I, Bjerkkan K, Holme I. Fluvastatin and lifestyle modification for reduction of carotid intima-media thickness and left ventricular mass progression in drug-treated hypertensives. *Atherosclerosis* 2005;178:387-97.
- 17 Furberg CD, Adams HP Jr, Applegate WB, Byington RP, Espeland MA, Hartwell T, et al. Effect of lovastatin on early carotid atherosclerosis and cardiovascular events. Asymptomatic Carotid Artery Progression Study (ACAPS) Research Group. *Circulation* 1994;90:1679-87.
- 18 Hedblad B, Wikstrand J, Janzon L, Wedel H, Berglund G. Low-dose metoprolol CR/XL and fluvastatin slow progression of carotid intima-media thickness: main results from the Beta-Blocker Cholesterol-Lowering Asymptomatic Plaque Study (BCAPS). *Circulation* 2001;103:1721-6.
- 19 Mercuri M, Bond MG, Sirtori CR, Veglia F, Crepaldi G, Feruglio FS, et al. Pravastatin reduces carotid intima-media thickness progression in an asymptomatic hypercholesterolemic Mediterranean population: the Carotid Atherosclerosis Italian Ultrasound Study. *Am J Med* 1996;101:627-34.
- 20 Mohler ER 3rd, Hiatt WR, Creager MA. Cholesterol reduction with atorvastatin improves walking distance in patients with peripheral arterial disease. *Circulation* 2003;108:1481-6.
- 21 Salonen R, Nyyssonen K, Porkkala E, Rummukainen J, Belder R, Park JS, et al. Kuopio Atherosclerosis Prevention Study (KAPS). A population-based primary preventive trial of the effect of LDL lowering on atherosclerotic progression in carotid and femoral arteries. *Circulation* 1995;92:1758-64.
- 22 Sawayama Y, Shimizu C, Maeda N, Tatsukawa M, Kinukawa N, Koyanagi S, et al. Effects of probucol and pravastatin on common carotid atherosclerosis in patients with asymptomatic hypercholesterolemia. Fukuoka Atherosclerosis Trial (FAST). *J Am Coll Cardiol* 2002;39:610-6.
- 23 Zanchetti A, Crepaldi G, Bond MG, Gallus G, Veglia F, Mancia G, et al. Different effects of antihypertensive regimens based on fosinopril or hydrochlorothiazide with or without lipid lowering by pravastatin on progression of asymptomatic carotid atherosclerosis: principal results of PHYLIS—a randomized double-blind trial. *Stroke* 2004;35:2807-12.
- 24 Holdaas H, Fellstrom B, Jardine AG, Holme I, Nyberg G, Fauchald P, et al. Effect of fluvastatin on cardiac outcomes in renal transplant recipients: a multicentre, randomised, placebo-controlled trial. *Lancet* 2003;361:2024-31.
- 25 Effects of pravastatin in patients with serum total cholesterol levels from 5.2 to 7.8 mmol/liter (200 to 300 mg/dl) plus two additional atherosclerotic risk factors. The Pravastatin Multinational Study Group for Cardiac Risk Patients. *Am J Cardiol* 1993;72:1031-7.
- 26 Pravastatin use and risk of coronary events and cerebral infarction in Japanese men with moderate hypercholesterolemia: the Kyushu Lipid Intervention Study. *J Atheroscler Thromb* 2000;7:110-21.
- 27 Asselbergs FW, Diercks GF, Hillege HL, van Boven AJ, Janssen WM, Voors AA, et al. Effects of fosinopril and pravastatin on cardiovascular events in subjects with microalbuminuria. *Circulation* 2004;110:2809-16.
- 28 Jadad AR, Moore RA, Carroll D, Jenkinson C, Reynolds DJ, Gavaghan DJ, et al. Assessing the quality of reports of randomized clinical trials: is blinding necessary? *Control Clin Trials* 1996;17:1-12.
- 29 DerSimonian R, Laird N. Meta-analysis in clinical trials. *Control Clin Trials* 1986;7:177-88.
- 30 Sever PS, Dahlof B, Poulter NR, Wedel H, Beevers G, Caulfield M, et al. Prevention of coronary and stroke events with atorvastatin in hypertensive patients who have average or lower-than-average cholesterol concentrations, in the Anglo-Scandinavian Cardiac Outcomes Trial—Lipid Lowering Arm (ASCOT-LLA): a multicentre randomised controlled trial. *Lancet* 2003;361:1149-58.
- 31 Higgins JP, Thompson SG, Deeks JJ, Altman DG. Measuring inconsistency in meta-analyses. *BMJ* 2003;327:557-60.
- 32 Egger M, Davey Smith G, Schneider M, Minder C. Bias in meta-analysis detected by a simple, graphical test. *BMJ* 1997;315:629-34.
- 33 Ford I, Blauw GJ, Murphy MB, Shepherd J, Cobbe SM, Bollen EL, et al. A Prospective Study of Pravastatin in the Elderly at Risk (PROSPER): screening experience and baseline characteristics. *Curr Control Trials Cardiovasc Med* 2002;3:1-8.
- 34 Ford I, Murray H, Packard CJ, Shepherd J, Macfarlane PW, Cobbe SM. Long-term follow-up of the West of Scotland Coronary Prevention Study. *N Engl J Med* 2007;357:1477-86.
- 35 Strandberg TE, Pyorala K, Cook TJ, Wilhelmssen L, Faergeman O, Thorgeirsson G, et al. Mortality and incidence of cancer during 10-year follow-up of the Scandinavian Simvastatin Survival Study (4S). *Lancet* 2004;364:771-7.
- 36 Braunwald E, Domanski MJ, Fowler SE, Geller NL, Gersh BJ, Hsia J, et al. Angiotensin-converting-enzyme inhibition in stable coronary artery disease. *N Engl J Med* 2004;351:2058-68.
- 37 Fox KM, Henderson JR, Bertrand ME, Ferrari R, Remme WJ, Simoons ML. The European trial on reduction of cardiac events with perindopril in stable coronary artery disease (EUROPA). *Eur Heart J* 1998;19(suppl I):J52-5.

Accepted: 4 February 2009